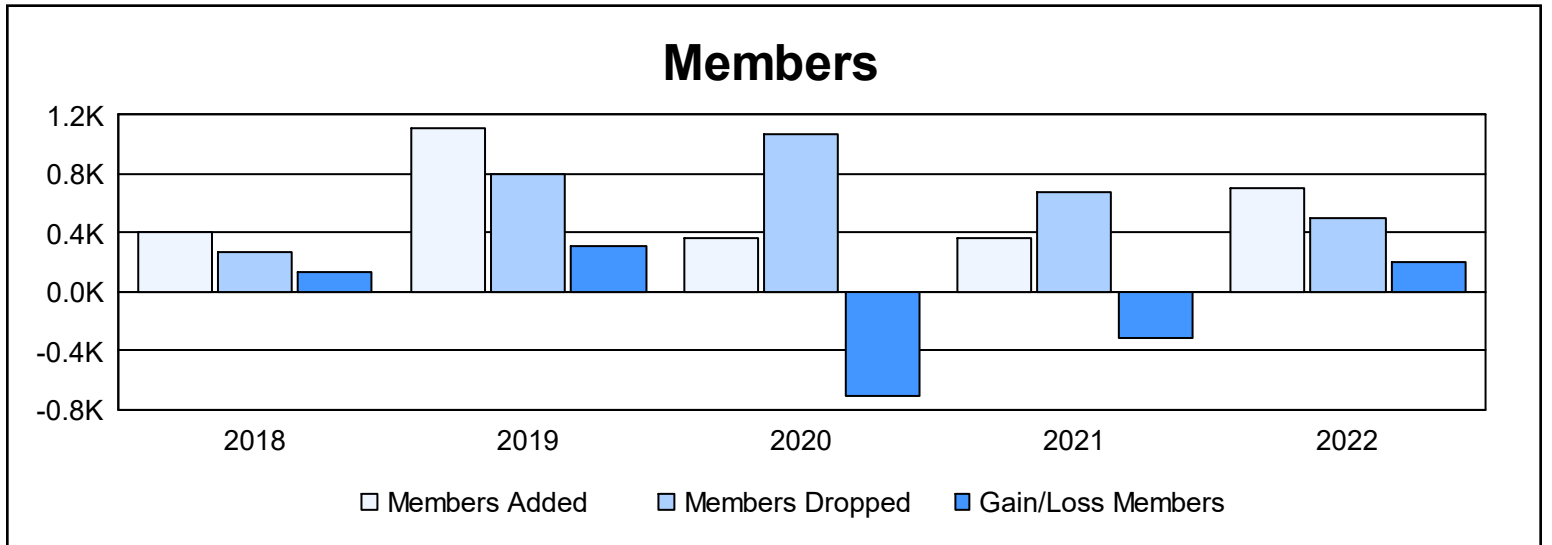
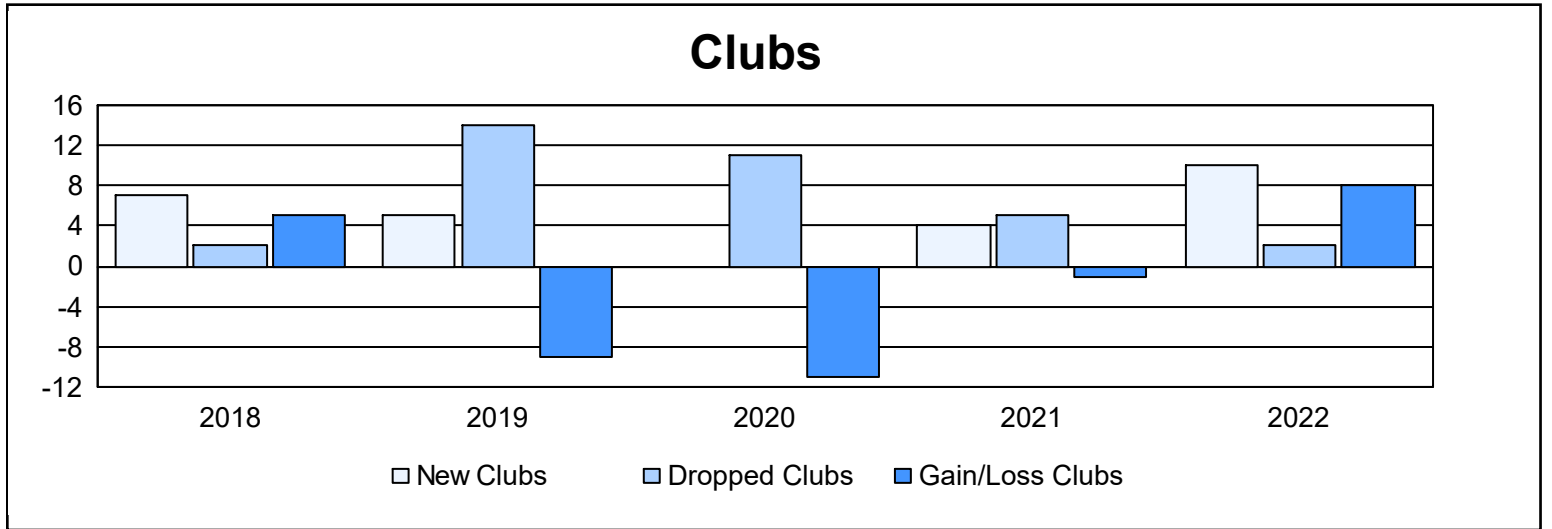
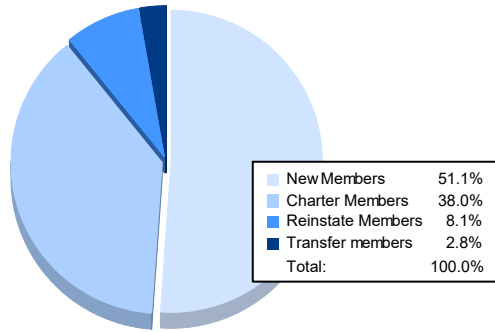


Year	New Clubs	Dropped Clubs	Gain/ Loss Clubs	New Members	Charter Members	Reinstate Members	Transfer Members	Total Member Added	Total Members Dropped	Gain/ Loss Members
2017-2018	7	2	5	242	142	10	10	404	272	132
2018-2019	5	14	-9	964	124	4	14	1,106	795	311
2019-2020	0	11	-11	296	45	16	3	360	1,068	-708
2020-2021	4	5	-1	235	105	10	19	369	676	-307
2021-2022	10	2	8	361	268	57	20	706	500	206
<b>Average</b>	<b>5</b>	<b>7</b>	<b>-2</b>	<b>420</b>	<b>137</b>	<b>19</b>	<b>13</b>	<b>589</b>	<b>662</b>	<b>-73</b>



### Membership Composition June 2022 Cumulative



### Gender Composition June 2022 Cumulative

